


OASIS 26 SERIES RECESSED ROUND LED DOWNLIGHT
MODEL: OS R626

Specifications & Technical Data
Luminaires:

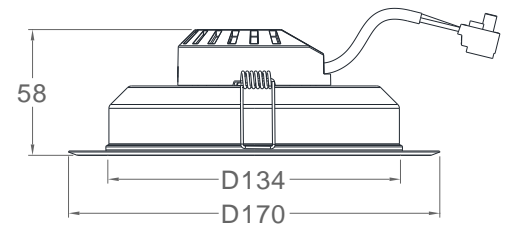
- Mild Steel Rim
- Electrostatically Polyester Powder Coated
- **PS (Polystyrene) Opal** Diffuser
- Polycarbonate Gear Chamber
- Flex & Nylon Connecting Devices
- Stainless Steel Spring Clips
- Recessed Ceiling Mounted
- Built-In LED Driver

Areas of Application:

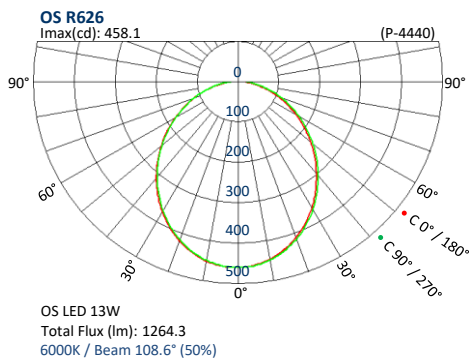
Home, Hospitality, Hotels, Offices,
Retail, Supermarkets, Restaurants,
Public & Commercial Building

Replace:

**1x24W CFLi Downlight &
Save Over 50% on Energy**



| Model | System Lumens (lm) | System Power (W) | System Current (A) | Power Factor (λ) | CCT (K) | | | Lifespan (Hrs) | Hole Cut (mm) |
|----------------|--------------------|------------------|--------------------|------------------|---------|-------|-------|----------------|---------------|
| OS R626 | 1150lm | 13W | 0.10A | ≥ 0.50 | 3000K | 4000K | 6000K | 30000 | D150 |

Photometric Data


Flux Out: 349.7 lm

| Height (M) | Lux | CM |
|------------|-----|-----|
| 1 | 334 | 115 |
| 2 | 83 | 231 |
| 3 | 37 | 346 |
| 4 | 21 | 462 |
| 5 | 13 | 577 |

Height Angle: 60° Diameter